



**JUMP  
START  
ASSESSMENT**

GET YOUR PATIENTS ON THE  
FAST TRACK TO BETTER HEALTH.



Alignment Healthcare

## What Is the Jump Start Assessment?

A comprehensive whole-person medical and psychosocial assessment provided to eligible health plan members:

- ▶ One hour complete history and physical including preventive measure screenings
- ▶ Review of all medications – including over-the-counter, vitamins, and supplements – and medication reconciliation
- ▶ Lab work as clinically indicated
- ▶ Advance care planning

The Jump Start Assessment is offered at local Alignment Healthcare Centers. Transportation may be included to/from the visit as part of the member's benefits. The Jump Start may also be provided as a home visit.

## A "Jump Start" for the Primary Care Provider

Alignment Healthcare's clinical team shares all medical records and test results from the Jump Start Assessment with the Primary Care Provider within 72 hours. This provides you with an up-to-date and comprehensive snapshot of the member's individual health status, to make your visits more time-efficient.

### Jump Start Assessment

### Annual Wellness Visit

Not billed as an Annual Wellness Visit (G0438/G0439)



PCP provides and bills for Annual Wellness Visit

Typically a one-time visit to "jump start" new membership\*, within 90 days of plan effective date



Yearly "check-up"

60-minute comprehensive health evaluation that includes expanded psychosocial and functional assessment, and advance care planning



Per PCP practice and CMS requirements

Initial collection of comprehensive health status for medical record integration into Alignment Healthcare's Command Center, our advance analytics platform for real-time health alerts



PCP is the steward of the member's comprehensive medical record

Expert coding for complete and comprehensive HCC documentation



Update diagnosis codes annually

Medication review may result in recommendations and consult with the PCP



PCP prescribes medications and manages medication adherence

High-risk members are referred for enrollment in specialized clinical programs that complement PCP's care



PCP is there to address medical conditions or provide services\*\* that would not be provided in a Jump Start Assessment or Alignment Healthcare Center.

\*Concurrent members by referral and/or health alert.

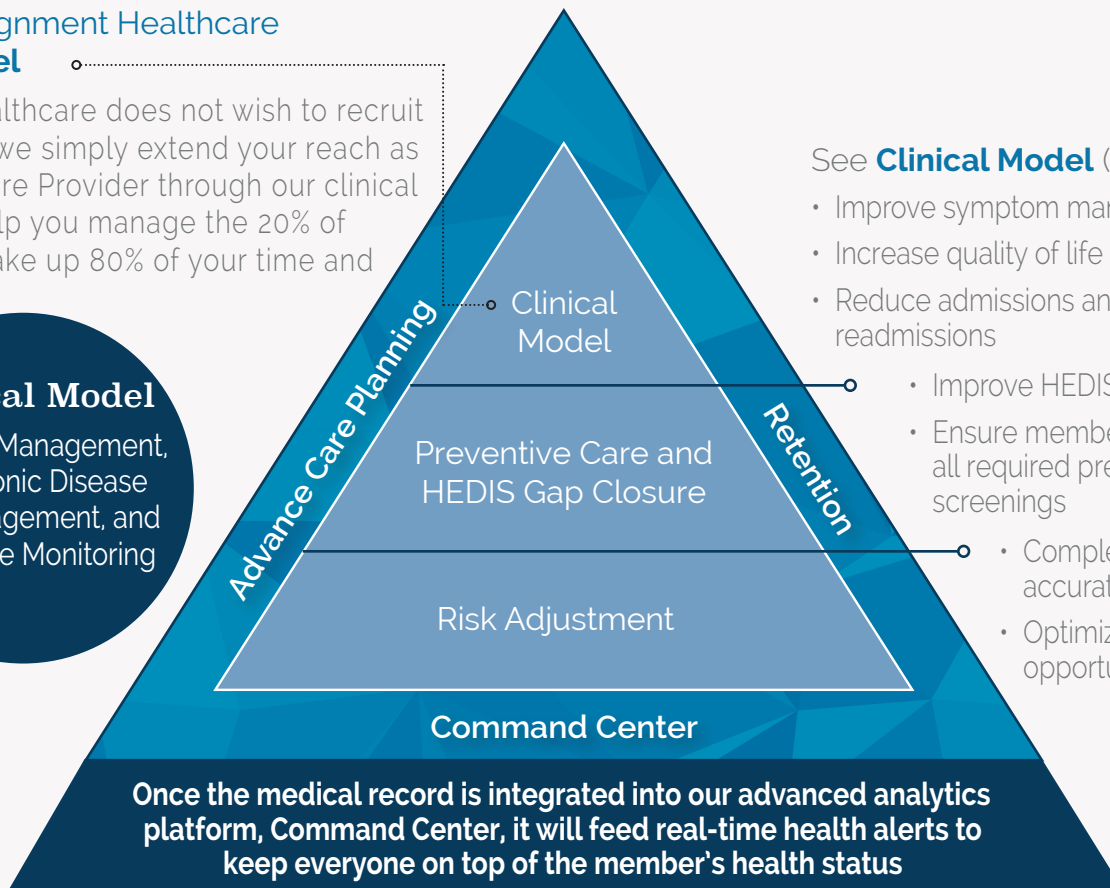
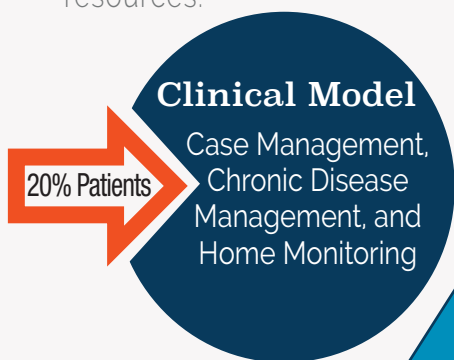
\*\*Example medical conditions: well-controlled chronic illness, UTI, injury/sprains/strains, infections. Example services: well woman exams, prostate exams, skin biopsies, minor surgeries.

# Outcomes of the Jump Start Assessment

About the Alignment Healthcare

## Clinical Model

Alignment Healthcare does not wish to recruit your patients: we simply extend your reach as the Primary Care Provider through our clinical model, and help you manage the 20% of patients that take up 80% of your time and resources.



- See **Clinical Model** (left)
- Improve symptom management
  - Increase quality of life
  - Reduce admissions and readmissions
- Improve HEDIS scores
  - Ensure members receive all required preventive screenings
- Complete and accurate coding
  - Optimize revenue opportunities

### Case Management:

Case Managers are assigned to any member who is referred to Chronic Disease Management, Home Monitoring, or pre-/post-hospitalization services. Case Managers assess the member's clinical needs and develop a care plan with the member.

### Chronic Disease Management:

Members may be eligible to enroll in personalized, integrated and comprehensive disease management programs for chronic conditions such as diabetes, chronic obstructive pulmonary disease, and congestive heart failure. Chronic Disease Management programs are designed to supplement the care members receive from their Primary Care Provider.

### Home Monitoring:

Home tele-monitoring provides our highest-risk members with access to one of our clinicians 24/7. The home monitoring kit allows the member to take daily vitals and answer health questionnaires in order to assess their daily health status.

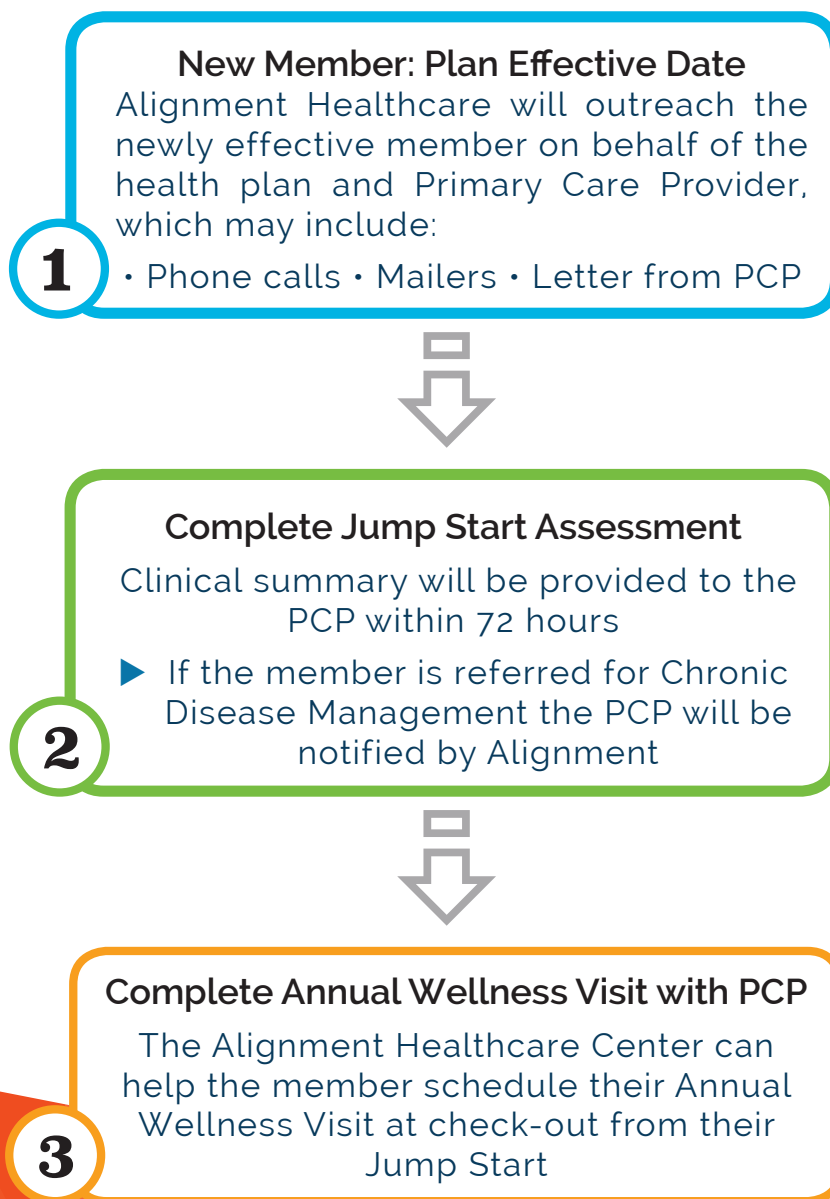
---

Alignment Healthcare is a **complement** to the Primary Care Provider's (PCP) care, not a replacement.

---

## How We Schedule the Jump Start Assessment

Our goal is to complete every eligible new member's Jump Start Assessment within 90 days of their plan effective date.



*How Do I Get My Patient Scheduled?*

*Please warm transfer or direct the member to call:*

**1-(844) 215-2443 (TTY: 711)**

Monday – Friday, 8 a.m. – 5 p.m.

Our specially trained staff will assist the Member in scheduling their Jump Start Assessment and address any concerns or questions they may have.